


# Riser card PCI bottom


mCubed ...

The riser card PCI bottom can be either mounted with the help of a blind card into the PCIe16x or AGP slot, onto the PCIe16x riser card or onto the AGP riser card. The left side of the PCI riser card must be aligned with the back panel side of the motherboard.




## Blind card mounting:

Please mount the yellow distance card and the yellow blind card onto the riser card. Please plug the blind card into the VGA slot of the motherboard.



## PCIe16x riser card mounting:

Please mount the yellow distance card only onto the riser. One side of the distance card will be mounted with a screw onto the PCIe16x riser card, the other side will be stuck.



## AGP riser card mounting:

Please mount the yellow distance card only onto the riser. Both sides of the distance card will be mounted with a screw onto the AGP riser card.

## DISCLAIMER:

For the installation of the riser cards you have to open the PC. If you are not familiar with installing PC-components, please get in contact with a Professional nearby. mCubed is not liable for any damage to your system due to the installation, any shortcut or even loss of data and for any other loss or damage (including indirect or consequential loss, financial loss, loss of profits or loss of use). For all other liabilities not referred to elsewhere in these Terms our liability is limited in damages to the price of the goods. Full terms and conditions can be downloaded from [www.mcubed-tech.com/T&C.pdf](http://www.mcubed-tech.com/T&C.pdf).